

| | | | | | | | | | | | | | | | | | | | | |
|---|---|---|---|---|---|---|---|---|---|----|----|----|----|----|----|----|----|----|----|----|
| 0 | 1 | 2 | 3 | 4 | 5 | 6 | 7 | 8 | 9 | 10 | 11 | 12 | 13 | 14 | 15 | 16 | 17 | 18 | 19 | 20 |
|---|---|---|---|---|---|---|---|---|---|----|----|----|----|----|----|----|----|----|----|----|

MATEMATIKA 11.5. – 15.5. 2020













Prirodzené čísla od 0- 20




1. Počítaj do 20 na prstoch, spomeň si ako ukazujeme číslo 10- prekríž nohy. Začni 0 1 2.... a tiež naspäť od 20 19 18....

2. Spočítaj a zapíš počet.



| | | | | | | | |
|---|----------------------|---|----------------------|---|----------------------|---|----------------------|
|  | <input type="text"/> |  | <input type="text"/> |  | <input type="text"/> |  | <input type="text"/> |
|  | <input type="text"/> |  | <input type="text"/> |  | <input type="text"/> |  | <input type="text"/> |
|  | <input type="text"/> |  | <input type="text"/> |  | <input type="text"/> |  | <input type="text"/> |

3. Vyfarbi kvety, ktoré majú 5 lupienkov.



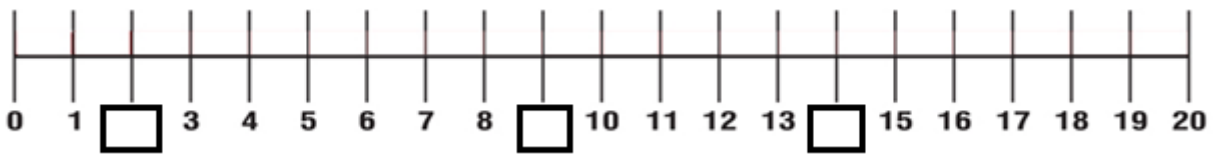
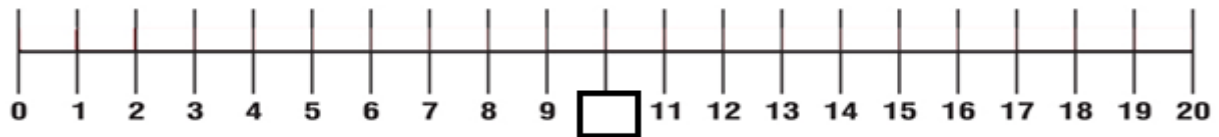
4. Spoj bodky od najmenšieho čísla po najväčšie. Hovor si nahlas číselný rad. Obrázok si vyfarbi.



5. Dopln' chýbajúce čísla do číselného radu.

| | | | | | | | | | | |
|-----------|-----------|-----------|-----------|-----------|-----------|-----------|-----------|-----------|----------|-----------|
| 0 | 1 | | | 4 | 5 | | 7 | | 9 | |
| 10 | | | 13 | | 15 | 16 | | | | 20 |
| | 1 | 2 | | 4 | | 6 | 7 | | 9 | |
| 10 | | 12 | | | 15 | | 17 | | | 20 |
| | 11 | | 13 | 14 | | 16 | | 18 | | 20 |

6. Dopln' chýbajúce čísla na číselnej osi.

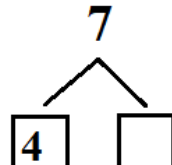
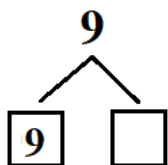

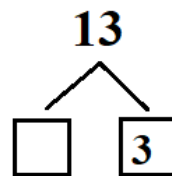

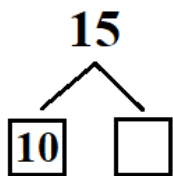

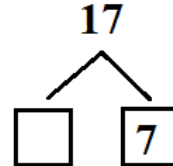

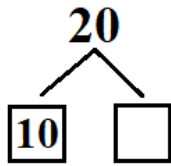



7. Usporiadaj čísla od najmenšieho po najväčšie. Hovor si nahlas číselný rad.


| | | | |
|---|---|---|--------------|
| 1 | 6 | 3 | 1 3 6 |
| 5 | 2 | 9 | |
| 2 | 7 | 4 | |

| | | | |
|----|----|----|--|
| 11 | 16 | 13 | |
| 15 | 12 | 19 | |
| 12 | 17 | 14 | |


8. Rozlož číslo. Pomôž si guľičkami. Spomeň si! - Máš guľičky a chceš sa s nimi podeliť so spolužiakom Damiánom.




9. Počet guľičiek zapíš a porovnaj $<$ $=$ $>$.



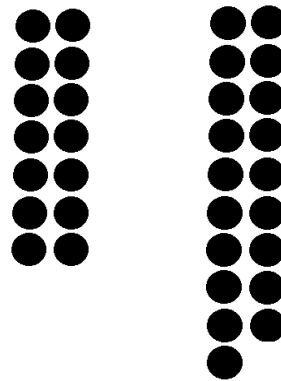
| | | |
|----|---|----|
| 20 | = | 20 |
|----|---|----|



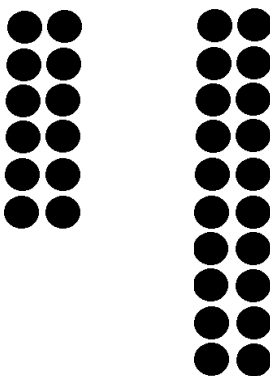
| | | |
|--|--|--|
| | | |
|--|--|--|



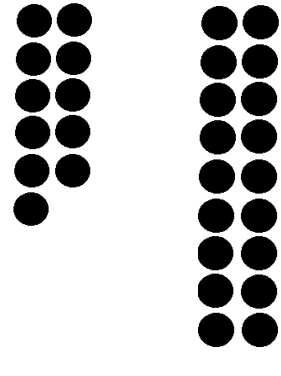
| | | |
|--|--|--|
| | | |
|--|--|--|



| | | |
|--|--|--|
| | | |
|--|--|--|



| | | |
|--|--|--|
| | | |
|--|--|--|



| | | |
|--|--|--|
| | | |
|--|--|--|


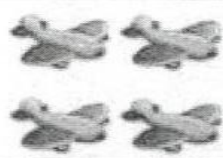
10. Porovnaj < = >.



| | | |
|----|--|---|
| 4 | | 8 |
| 1 | | 6 |
| 5 | | 3 |
| 2 | | 2 |
| 10 | | 9 |



| | | |
|----|--|----|
| 12 | | 15 |
| 14 | | 11 |
| 18 | | 16 |
| 19 | | 10 |
| 17 | | 17 |

| | | |
|----|--|----|
| 1 | | 18 |
| 18 | | 8 |
| 4 | | 5 |
| 13 | | 7 |
| 2 | | 2 |

11. Zapiš a vypočítaj.

| | | | |
|--|---|--|---|
|  | + |  | = |
| | + | | = |

| | | | |
|---|---|---|---|
|  | + |  | = |
| | + | | = |

| | | | |
|---|---|--|---|
|  | + |  | = |
| | + | | = |

A visual addition problem featuring birds. The first group consists of 10 birds arranged in two rows of five. The second group consists of 2 birds in a single row. An equals sign follows, with a blank line underneath for the answer.

A visual addition problem featuring birds. The first group consists of 10 birds arranged in two rows of five. The second group consists of 3 birds in a single row. An equals sign follows, with a blank line underneath for the answer.

A visual addition problem featuring bees. The first group consists of 13 bees arranged in three rows: the first two rows have 5 bees each, and the third row has 3 bees. The second group consists of 6 bees arranged in two rows of three. An equals sign follows, with a blank line underneath for the answer.


A visual addition problem featuring gloves. The first group consists of 8 gloves arranged in two rows of four. The second group consists of 10 gloves arranged in two rows of five. An equals sign follows, with a blank line underneath for the answer.

A visual addition problem featuring potted plants. The first group consists of 12 potted plants arranged in two rows of six. The second group consists of 4 potted plants in a single row. An equals sign follows, with a blank line underneath for the answer.




12. Vypočítaj.

Dávaj pozor na znamienko v príkladoch! Pomôž si odškrtať.




$$4 - 2 = \underline{\quad}$$



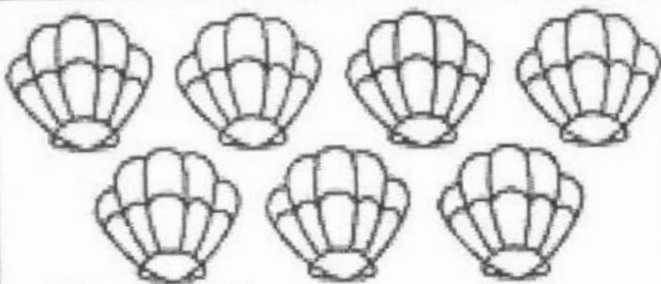
$$3 - 1 = \underline{\quad}$$



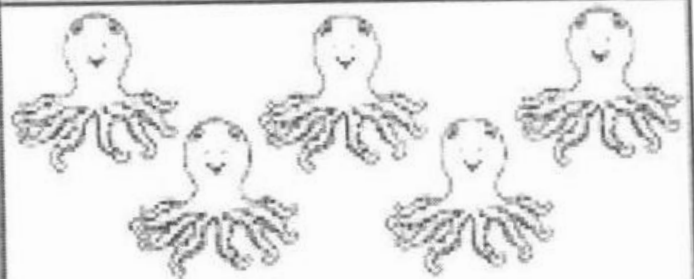
$$6 - 4 = \underline{\quad}$$



$$8 - 5 = \underline{\quad}$$



$$7 - 4 = \underline{\quad}$$



$$5 - 3 = \underline{\quad}$$



$$8 - 4 = \underline{\quad}$$



$$4 - 1 = \underline{\quad}$$

13. Vypočítaj. Priradi písmená k výsledkom.

| | | | | | |
|----|---|---|---|--|---|
| 6 | - | 4 | = | | M |
| 13 | - | 3 | = | | K |
| 8 | - | 2 | = | | A |
| 17 | - | 6 | = | | O |
| 19 | - | 2 | = | | C |

| | | | | |
|---|---|----|----|----|
| 2 | 6 | 17 | 10 | 11 |
| | | | | |

14. Vyfarbi:

červená- štvorec zelená- obdĺžnik žltá- kruh modrá- trojuholník

